

TRP-30

Collaborative Robot Palletizing System



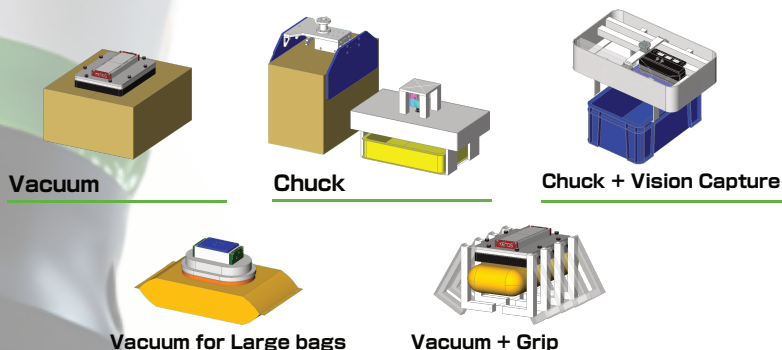
Watch the video here



Technical Data

Machine configuration	Collaborative robot (FANUC CRX-30iA) End effector (Robot Hand) *see right for options Safety laser scanner (Sick nanoScan3) Frames Workpiece receiving conveyor
Liftable weight	up to 25kg (≒ 55lbs) *Please inquire for alternative options which can be provided when 25kg+ is required)
Machine Capabiity	Max. 6 cycles/min *Varies depending on the weight of the workpiece
Stowage Subject	Pallets, Cargo trolleys
Stowage Height	Max. 1,800mm (≒ 71inch) * At the standard specification. Including pallet height
Footprint	3,450mm × 2,100mm (≒ 136inch × 83inch) * Conveyor unit excluded. Only the main body frame unit with 2 pallets placed.
Main body frame unit weight	Approx. 500kg (≒ 1,100lbs) *varies depending on Machine configuration
Circuit breaker	200V/15A
Required Air Volume	250NL - 450NL/min *Varies depending on the End effector
Optional Equipment	Conveyor Extension Safety Fence Remote maintenance function (SECOMEA SiteManager) * Wi-fi Network environment required

● End effector (Robot Hand) options



Most optimal end effector will be adopted according to the workpiece and palletizing pattern.

Collaborative Robot Palletizing System『TRP-30』

Can be palletized into 2 pallets

- ✓ No need to stop the production line when changing the pallets
- ✓ Robot handles the palletizing for each workpiece even if 2 types are mixed

Laser scanning function (Sick nanoScan3) as a standard equipment

- ✓ 3 laser scanners constantly monitor the surrounding area at all times so that the palletizing can be operated without any safety fence
- ✓ System can be configured to stop or slow down to prevent from unexpected accidents when a person enters the laser monitoring area
- ✓ Surrounding area for monitoring can be changed freely according to the layout
*900mm or more is recommended as a distance to the robot

Mobility with the wheels

- ✓ it can be utilized in various production lines since the machine can be moved with the wheels under the frame.



Surrounding area monitored by 3 laser scanners



Selectable Optional Features

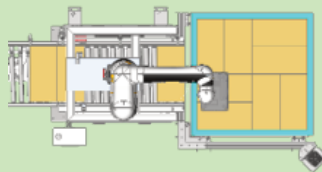
Advanced capability with utilizing Vision Camera

Depalletizing function can be implemented with 3D vision cameras (made by Mech-Mind)



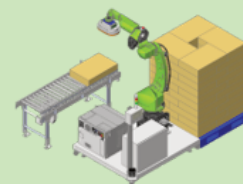
Space-saving design

Compact operation is possible by designing the conveyor passing below the main robot which contributes to save spaces



Handling of Larger or/and Heavier workpieces

25kg+ workpiece palletizing can be realized with adopting another robot. Please feel free to inquire for any work you would like to automate.



FANUC's dedicated palletizing software

*To be provided soon



- ✓ Automatically generates an optimal palletizing pattern only with filling in LWH dimensions (three side lengths) information
- ✓ Automatically generates an optimal route by setting a waypoint
- ✓ Facilitates registering new varieties of workpieces and changing settings of works

株式会社ゼアーレボ

〒105-0001 東京都港区虎ノ門1-16-16 虎ノ門1丁目MGビル2F
TEL 03-4400-8446 / FAX 03-4400-8447
MAIL thererebo_kanri@there-rebo.com

