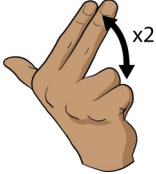

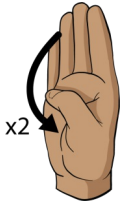









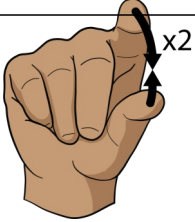




# Handout - numbers 13-20

	 <p><b>thirteen</b></p>	<b>13</b>
	 <p><b>fourteen</b></p>	<b>14</b>
	 <p><b>fifteen</b></p>	<b>15</b>
	 <p><b>sixteen</b></p>	<b>16</b>
	 <p><b>seventeen</b></p>	<b>17</b>
	 <p><b>eighteen</b></p>	<b>18</b>
	 <p><b>nineteen</b></p>	<b>19</b>
	 <p><b>twenty</b></p>	<b>20</b>

Station 1 - Writing



13

thirteen



14

fourteen




15

fifteen




16

sixteen




17

seventeen




18

eighteen



19

nineteen



20

twenty

## Station 2 - workpaper - cross word

- 1 Read the word and tick - true or false.  
Lies das Wort und kreuze an. Richtig oder falsch.



		true	false	
		richtig	falsch	
sixteen	13	<input type="checkbox"/>	<input checked="" type="checkbox"/>	<u>sixteen</u>
eleven	19	<input type="checkbox"/>	<input type="checkbox"/>	<u>                    </u>
thirteen	16	<input type="checkbox"/>	<input type="checkbox"/>	<u>                    </u>
fifteen	15	<input type="checkbox"/>	<input type="checkbox"/>	<u>                    </u>
twelve	20	<input type="checkbox"/>	<input type="checkbox"/>	<u>                    </u>
eighteen	18	<input type="checkbox"/>	<input type="checkbox"/>	<u>                    </u>

2




V	S	E	V	E	N	T	E	E	N	V	K	L
E	U	M	I	Y	B	B	Z	P	Z	E	M	O
T	W	E	N	T	Y	W	P	W	T	I	I	C
K	F	B	P	P	E	I	Y	X	Z	G	G	A
A	Q	W	N	C	P	W	F	M	B	H	Y	Y
G	R	C	I	F	Q	H	Z	B	P	T	G	A
S	X	V	N	A	T	H	I	R	T	E	E	N
I	X	C	E	G	C	M	Y	J	Z	E	Q	Q
X	F	J	T	P	P	Z	Y	A	J	N	O	F
T	Q	F	E	O	P	C	Z	B	U	F	P	V
E	F	G	E	B	P	U	L	C	X	K	B	Q
E	W	L	N	G	X	K	M	Q	K	L	O	W
N	H	L	V	K	F	I	F	T	E	E	N	X

## Station 3 - Mathematics



Calculate with English numbers. Rechne mit den englischen Zahlen.

### 1. Summation (die Addition):



five + nine = \_\_\_\_\_

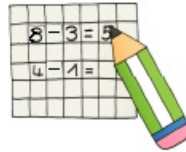
eleven + three = \_\_\_\_\_

twelve + eight = \_\_\_\_\_

nine + eight = \_\_\_\_\_

four + sixteen = \_\_\_\_\_

### 1. Subtraction (die Subtraktion):



fifteen - six = \_\_\_\_\_

twenty - eleven = \_\_\_\_\_

thirteen - eight = \_\_\_\_\_


nineteen - four = \_\_\_\_\_

fourteen - twelve = \_\_\_\_\_

Station 4 - Colour the numbers

© H. Kühne

- a) Read the text in the box.
- b) Find the number and draw a line.
- c) Colour the number.




Number seventeen is yellow.

Number eighteen is pink.






Number sixteen is green.


Number eleven is red.



Number fifteen is white..




Number fifteen is white..




Number fourteen is brown.

Number nineteen is purple.

Number twenty is black.







Number twelve is orange.



Number thirteen is grey.

Find the word and the sign. Finde das Wort und die Gebärde.



thirteen

fifteen

nineteen

eleven

sixteen

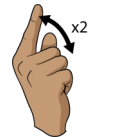
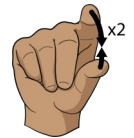
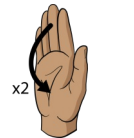
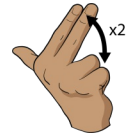
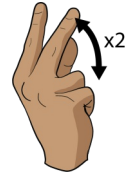
twelve

eighteen

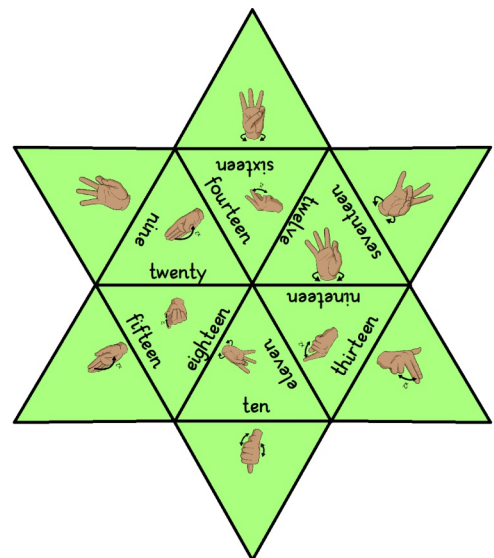
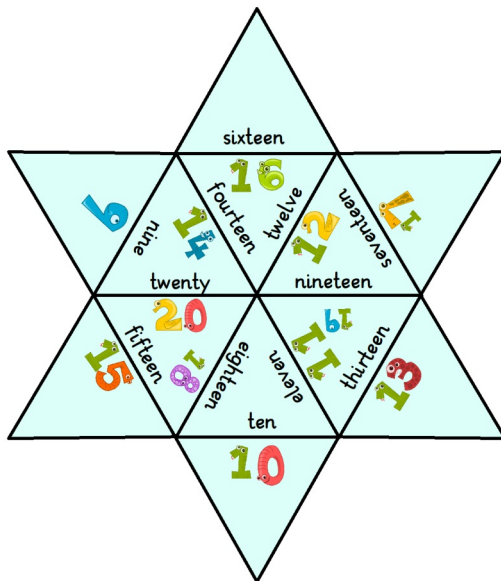
fourteen

twenty

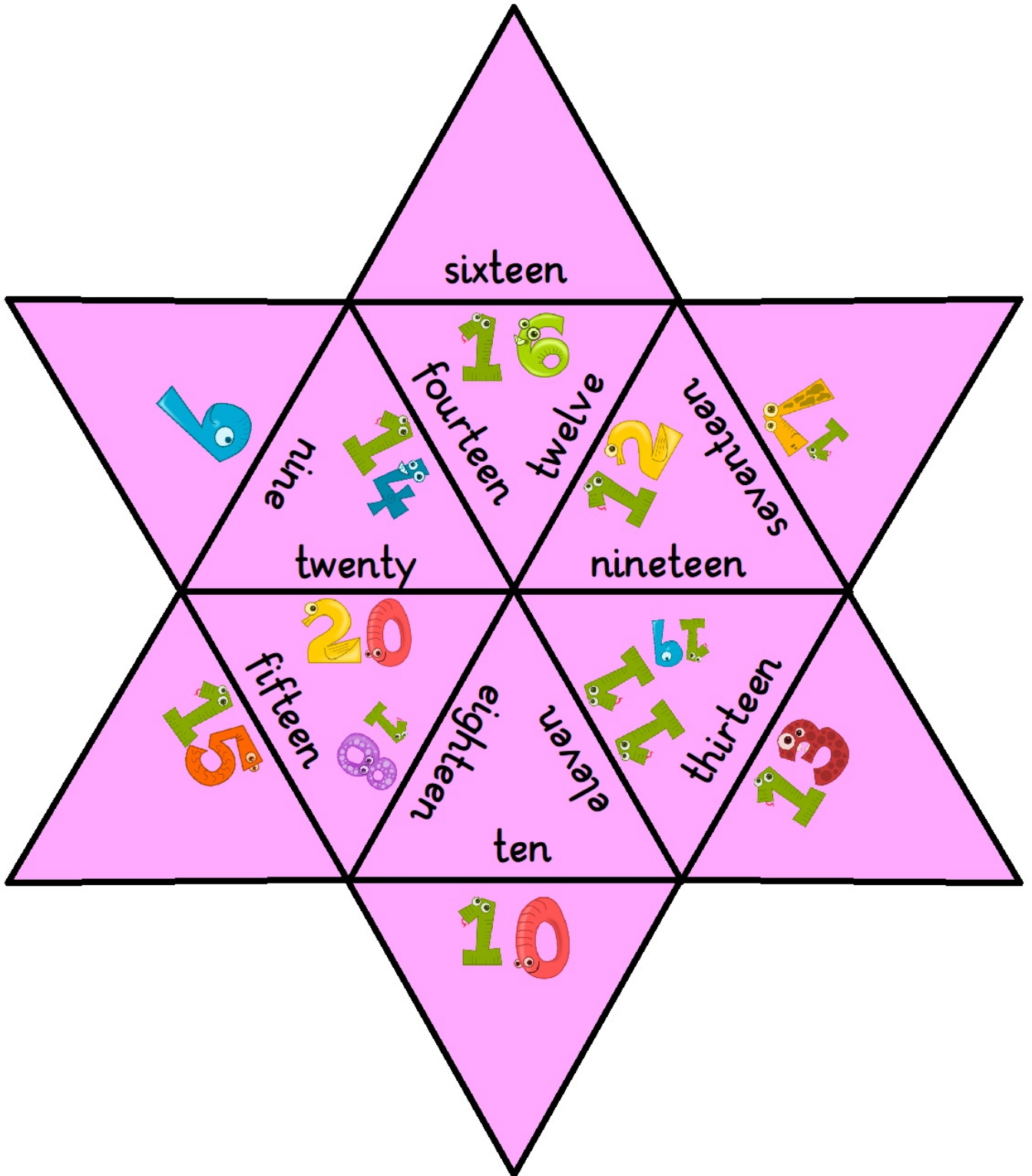
seventeen

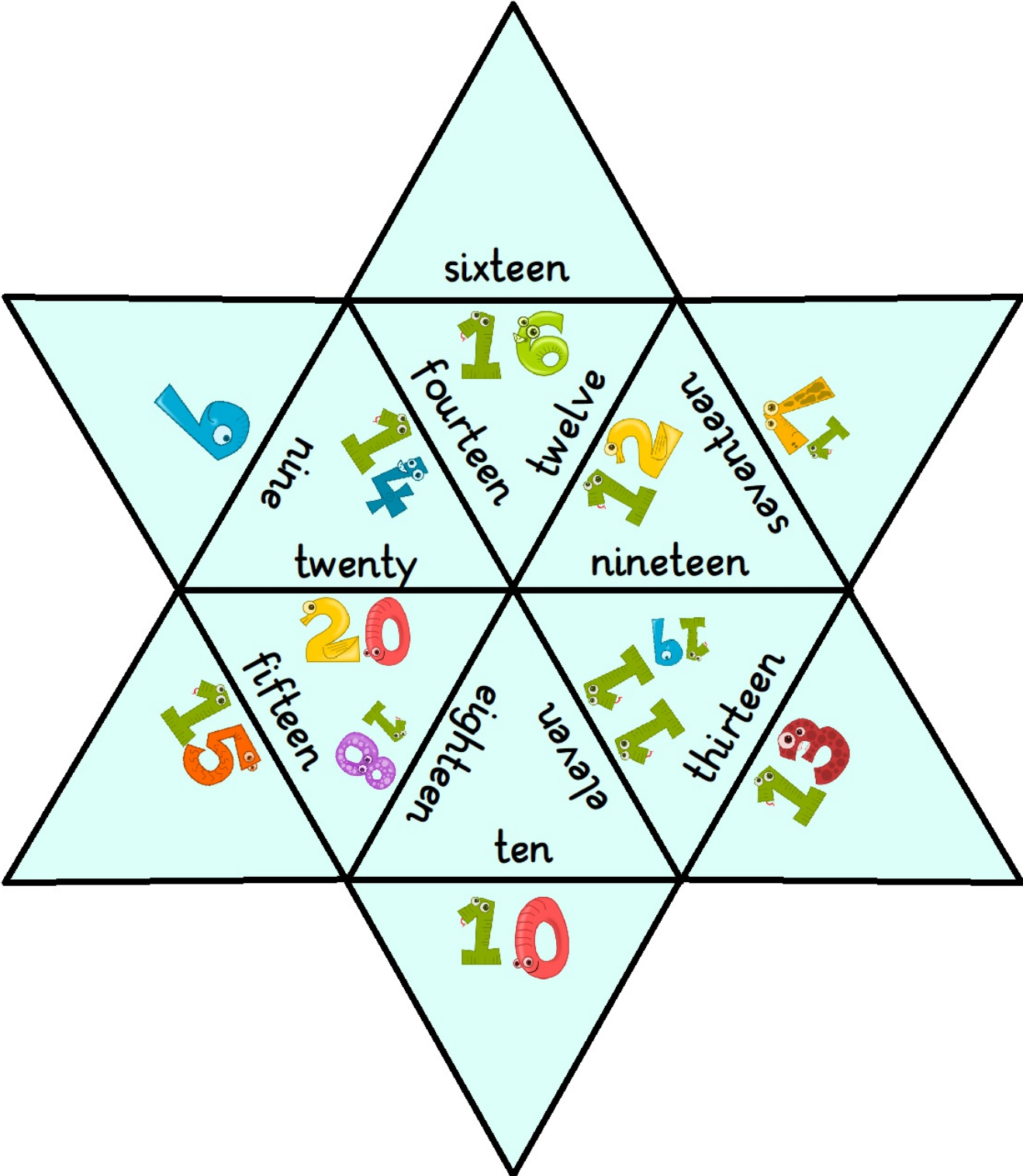


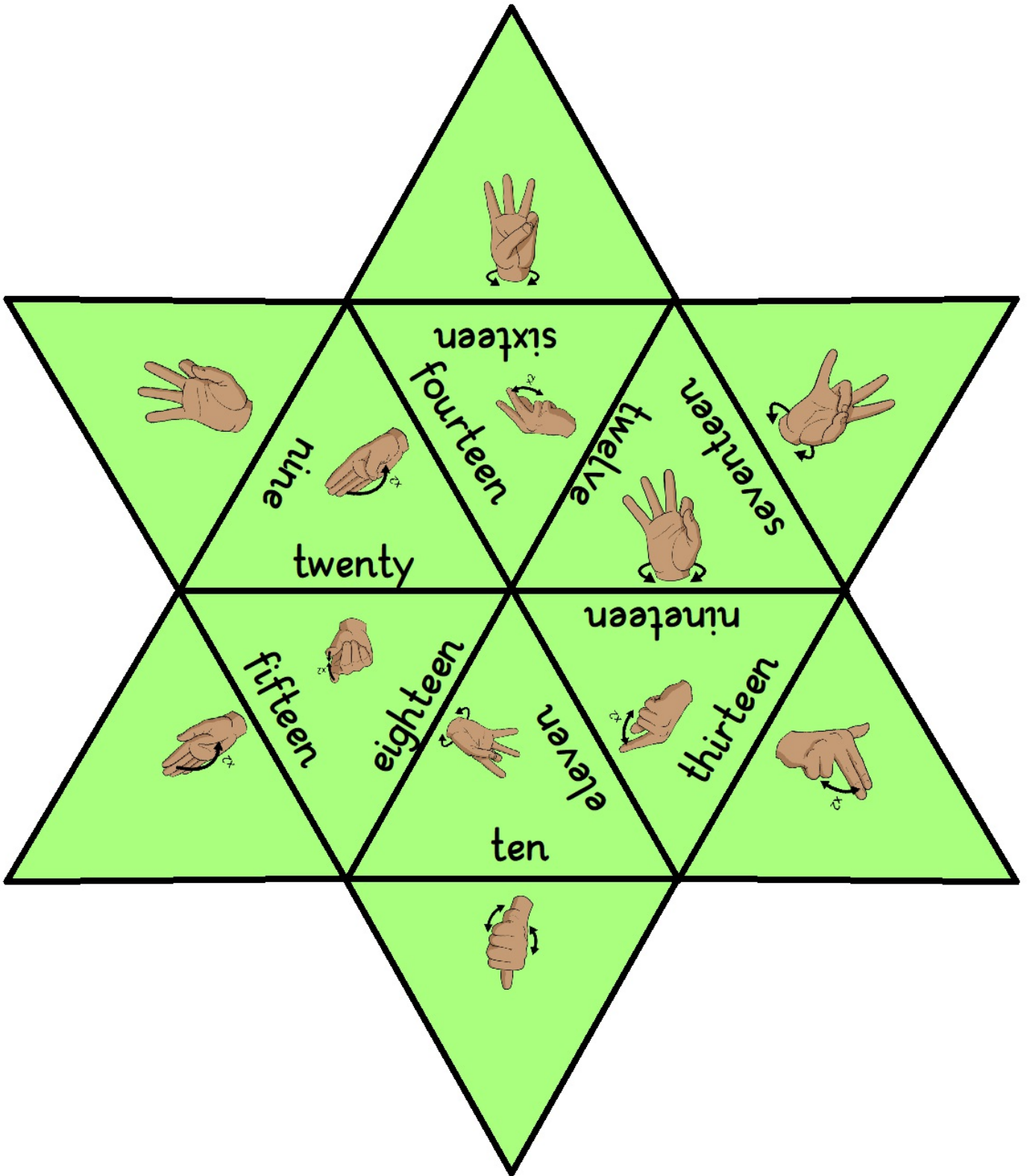
# Station - Trionimo











## Terms of Use:

<https://getschoolcraft.com/de/>

<https://www.teacherspayteachers.com/Product/ASL-Numbers-Counting-Hands-in-American-Sign-Language-1758790>

<https://www.teacherspayteachers.com/Product/ASL-American-Sign-Language-Alphabet-and-Numbers-1-31-Clip-Art-Personal-Use-4414948>

ASL Signs mit:

35 Corks Studio

