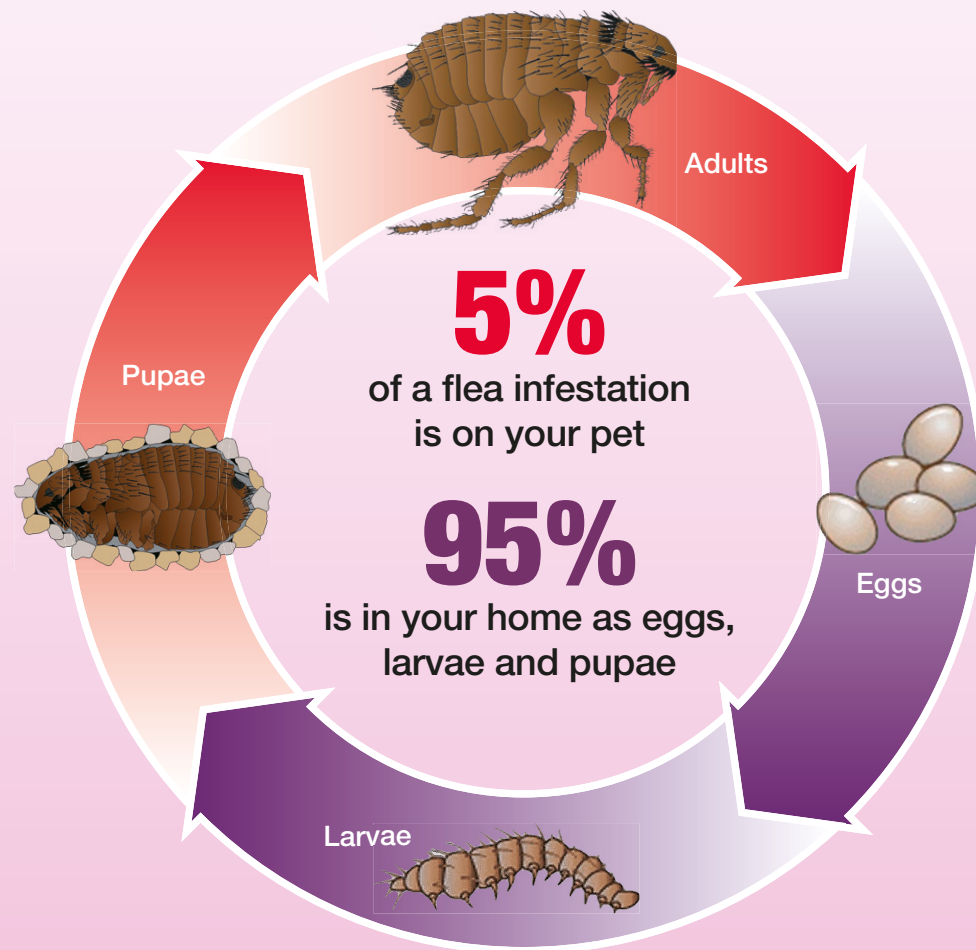


THE LIFE CYCLE OF A FLEA

The flea life cycle has 4 stages: egg, larva, pupa and adult flea. The entire cycle, from egg to adult flea, is complete in 12 - 22 days when temperature and humidity conditions are ideal, but more commonly takes 3 - 4 weeks.

Surprisingly, only approximately 5% of a flea infestation is made up of adult fleas on your pet, whereas 95% is in your home as eggs, larvae and pupae. This means that to prevent and control flea infestations you need to treat both your pet AND the environment. Speak to your vet for treatment recommendations.



www.ripfleas.co.uk

R.I.P FLEAS EXTRA **Don'ts**



Do not apply to clothing



Do not apply to human bedding, pillows or mattresses



Do not apply to foodstuffs, eating utensils or surfaces where food is prepared




Do not apply to animals

Please read all instructions with the pack carefully before use.



Visit our website for further information on fleas
www.ripfleas.co.uk

R.I.P FLEAS EXTRA™



THE COMPLETE ENVIRONMENTAL FLEA SOLUTION

Visit our website www.ripfleas.co.uk



FLEAS

The year-round NUISANCE

we can all do without



Flea infestations used to be a problem which was confined to the summer months. However, due to the use of central heating, fleas are now a year-round nuisance. Fleas can cause a number of problems for your pet including severe discomfort, allergic skin disease, transmission of tapeworm infections and anaemia (especially in kittens and puppies). Routine preventative treatment is critical – a single flea can lay up to 50 eggs a day, so a full-blown infestation can take hold very rapidly if your pet or home are left unprotected.



WHY R.I.P FLEAS EXTRA IS EFFECTIVE

R.I.P Fleas Extra, available from your veterinary surgeon, is a long-lasting environmental household flea spray with a pleasant floral fragrance, and one can is sufficient to cover 120 m² (the equivalent of an average 3 - 4 bedroom house).

R.I.P Fleas Extra has a unique triple action formula to break the flea life cycle and protect your home for up to 12 months:

- 1. Tetramethrin** provides instant 'knock-down' (paralysis) of adult fleas, preventing them from biting your pet or yourself.
- 2. Permethrin** is a fast-acting, long-lasting insecticide. It kills adult fleas and flea larvae within minutes to hours of exposure (depending on the dose received) and has a duration of action of up to 12 months.
- 3. S-methoprene** is a long-lasting insect growth regulator which prevents flea eggs and larvae from developing into adults and also has a duration of action of up to 12 months.

R.I.P Fleas Extra is also fully approved for the control of house dust mites – a common cause of allergic reactions in pets and people. Using R.I.P Fleas Extra and regular cleaning and vacuuming are reliable ways to reduce the number of dust mites living in your home.

USING R.I.P FLEAS EXTRA - A Five Step Guide

It is vitally important to use R.I.P Fleas Extra correctly if eradication of fleas is to be successful. Follow this simple 5 step guide to ensure safe, effective application of R.I.P Fleas Extra and a flea-free home!



STEP 1:

Prior to spraying, **vacuum** your home thoroughly. This allows R.I.P Fleas Extra to penetrate deep into carpet fibres. The vibrations and warmth from the vacuum cleaner also create a stimulus for adult fleas to emerge from the otherwise impenetrable pupae, allowing them to be exposed to the spray. Where possible, move furniture and vacuum underneath.



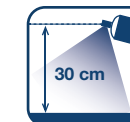
STEP 2:

Remove all pets (including small rodents, birds, fish, reptiles and insects) and children from the room being treated. If removal of large fish tanks or vivaria is not possible, cover tanks (for example, with thick blankets) and switch off aerator pumps (which should also be raised from the floor) during spraying and for at least 1 hour afterwards.



STEP 3:

Read all instructions and warnings on the can carefully before use. **Close windows and doors.** Invert the can and **spray the entire floor area** of the property, including wooden, laminate and tiled floors, skirting boards, under large items of furniture and in cracks and crevices. When spraying, hold the can approximately **30 cm** from the surface being sprayed and spray in a **criss-cross pattern** to ensure even application. Use **four seconds of spray to cover one square metre** of floor space. **Pets' bedding and soft furnishings** should also be sprayed. Before spraying large areas of carpet or soft furnishings, treat a small, inconspicuous patch first and allow to dry to confirm compatibility with the fabric. Remember to spray **other locations** where pets have been e.g. cars, outbuildings.



STEP 4:

Once each room has been sprayed, **open the windows**, leave the room and **ventilate** for **at least 1 hour** before reintroducing pets or children. Spray mist should have settled and surfaces should be dry to the touch.



STEP 5:

24 hours after spraying, **vacuum** the property rapidly. Vacuum again at least **twice a week for the next two weeks**. The vibrations and warmth create a stimulus for adult fleas to emerge from the otherwise impenetrable pupae.

See back cover for some important "Don'ts" when using R.I.P Fleas Extra