



BRITISH ELDG OPEN 2025

SCHEDULE



Friday:

at 5:00 PM
Check the Grid

SATURDAY:





- 08:30 AM - Round 1 - Amateur**
- 09:25 AM - Matchplays - Amateur**
- 10:10 PM - Senior Division**
- 11:10 PM - Group Rounds - Pro Division**
- 04:30 PM - Top 8 Matchplays - Pro Division**
- 05:45 PM - Award Ceremony**



ROUND 1 - AMATEUR DIVISION

8:30 AM



Nat.	Player	Set 1	Set 2	Set 3	Pos.
	Ollie Field	¹ 0B	² 0B	³ 298	
	Dominic Dance	² 309	³ 329	¹ 353	
	Samuel Hathaway	³ 324	¹ 352	² 376	1
	Jyrki Sytelä	¹ 326	² 308	³ 324	
	Matthew Symonds	² 348	³ 367	¹ 336	3
	Adam Boyd-Brown	³ 346	¹ 355	² 351	4
	Marko Mustonen	¹ 352	² 365	³ 374	2
	Eiljah Gibbons	² 285	³ 309	¹ 258	
	Michael Geist	³ 0B	¹ 0B	² 0B	

The Top 4 go into the Final Matchplays

Each Player 6 Balls per Set. Only the longest Ball counts!



MATCHPLAYS - AMATEUR DIVISION

9:25 AM



SEMIFINAL 1

Nat.	Player	Set 1	Set 2	Set 3	Pos.
	Samuel Hathaway	379	371		1
	Adam Boyd-Brown	360	366		

SEMIFINAL 2

Nat.	Player	Set 1	Set 2	Set 3	Pos.
	Marko Mustonen	326	360	374	
	Matthew Symonds	323	384	389	1





BIG FINAL

Nat.	Player	Set 1	Set 2	Set 3	Pos.
	Samuel Hathaway	376	342	378	
	Matthew Symonds	370	362	379	1

Each Player 6 Balls per Set.
Who first wins 2 Sets!



SENIOR DIVISION 10:10 AM

Nat.	Player	Set 1	Set 2	Set 3	Pos.
	Marko Mustonen	¹ 340	² 343	³ 357	2
	Dan Konyk	-----	-----	-----	
	Dai Watkins	² 385	³ 383	¹ 382	1
	Jyrki Sytelä	³ 326	¹ 337	² 341	

SEMIFINAL 1

Nat.	Player	Set 1	Set 2	Set 3	Pos.
	1 Place -Round 1				
	4 Place -Round 1				

SEMIFINAL 2

Nat.	Player	Set 1	Set 2	Set 3	Pos.
	2 Place -Round 1				
	3 Place -Round 1				

BIG FINAL

Nat.	Player	Set 1	Set 2	Set 3	Pos.
	Dai Watkins	0B	354	0B	
	Marko Mustonen	307	331	344	1







Each Player 6 Balls per Set.
Who first wins 2 Sets!



GROUP 1 - PRO DIVISION

11:10 AM



Nat.	Player	Set 1	Set 2	Set 3	Pos.
	Jyrki Sytelä	¹ 326	² 331	³ 294	6
	Rory Peters	² 0B	³ 345	¹ 351	5
	Jonathan Hulin	³ 355	¹ 0B	² 402	3
	Aaron Martin	¹ 397	² 0B	³ 399	4
	James Brosnan	² 398	³ 405	¹ 407	2
	Luke Curtis	³ 386	¹ 378	² 417	1







Each Player 6 Balls per Set. Only the longest Ball counts!
Top 3 go into the Winner Bracket. 4th - 6th go into Loser Bracket.



GROUP 2 - PRO DIVISION

11:50 PM



Nat.	Player	Set 1	Set 2	Set 3	Pos.
	Joe Miller	¹ 362	² 411	³ 401	2
	Mike Hinchliffe	² 365	³ 0B	¹ 0B	6
	Jenson Evans	³ 378	¹ 383	² 371	4
	Dai Watkins	¹ 354	² 372	³ 366	5
	Bry Roberts	² 424	³ 403	¹ 0B	1
	Henry Woodman	³ 395	¹ 382	² 404	3







Each Player 6 Balls per Set. Only the longest Ball counts!
Top 3 go into the Winner Bracket. 4th - 6th go into Loser Bracket.



GROUP 3 - PRO DIVISION

12:30 PM



Nat.	Player	Set 1	Set 2	Set 3	Pos.
	Matthew Symonds	¹ 369	² 375	³ 376	6
	Cameron Massey	² 404	³ 396	¹ 396	4
	Will Phillips	³ 403	¹ 400	² 416	1
	Gearoid O'Brien	¹ 395	² 407	³ 402	2
	Aaron Lennie	² 396	³ 399	¹ 403	5
	Robin Horvath	³ 393	¹ 404	² 406	3







Each Player 6 Balls per Set. Only the longest Ball counts!
Top 3 go into the Winner Bracket. 4th - 6th go into Loser Bracket.



GROUP 4 - PRO DIVISION

01:10 PM



Nat.	Player	Set 1	Set 2	Set 3	Pos.
	Marko Mustonen	¹ 371	² 342	³ 351	5
	Josh Freedman	² 389	³ 391	¹ 0B	3
	Samuel Hathaway	³ 354	¹ 364	² 358	6
	Daniel Wood	¹ 0B	² 0B	³ 381	4
	Billy Truman	² 424	³ 441	¹ 385	1
	James Tait	³ 351	¹ 411	² 428	2

Each Player 6 Balls per Set. Only the longest Ball counts!
Top 3 go into the Winner Bracket. 4th - 6th go into Loser Bracket.



Winner Bracket - PRO DIVISION 02:00 PM



Winner - Group 2.1

Nat.	Player	Set 1	Set 2	Pos.
	Robin Horvath	¹ 401	² 424	3
	Jonathan Hulin	² 411	³ 408	6
	James Tait	³ 442	¹ 452	1
	Joe Miller	¹ 412	² 430	2
	Will Phillips	² 397	³ 415	4
	Luke Curtis	³ 415	¹ 396	5

Winner - Group 2.2

Nat.	Player	Set 1	Set 2	Pos.
	Josh Freedman	¹ 384	² 388	6
	Henry Woodman	² 408	³ 0B	5
	Gearoid O Brien	³ 427	¹ 0B	2
	James Brosnan	¹ 420	² 419	4
	Billy Truman	² 0B	³ 434	1
	Bry Roberts	³ 401	¹ 421	3

Each Player 6 Balls per Set. Only the longest Ball counts!

The Top 3 of each Group go directly into the Top 8 Matchplays. 4th to 6th go into „Last Chance Round“.



Loser Bracket - PRO DIVISION

02:50 AM



Loser - Group 3.1

Nat.	Player	Set 1	Set 2	Pos.
	Matthew Symonds	¹ 385	² 352	3
	Jyrki Sytelä	² 335	³ 307	
	Marko Mustonen	³ 358	¹ 334	
	Dai Watkins	¹ 367	² 406	2
	Cameron Massey	² 427	³ 403	1
	Aaron Martin	³ 375	¹ 0B	

Loser - Group 3.2

Nat.	Player	Set 1	Set 2	Pos.
	Samuel Hathaway	¹ 349	² 373	
	Mike Hinchliffe	² 405	³ 357	2
	Aaron Lennie	³ 414	¹ 0B	1
	Rory Peters	¹ 0B	² 353	
	Daniel Wood	² 397	³ 402	3
	Jenson Evans	³ 394	¹ 392	

Each Player 6 Balls per Set. Only the longest Ball counts!
Top 3 go into the „Last Chance Round“! 4th to 6th are Eliminated!



Last Chance Round – PRO DIVISION 03:45 AM



Last Chance – Group 4.1

Nat.	Player	Set 1	Set 2	Pos.
	Daniel Wood	¹ 302	² 0B	
	Dai Watkins	² 354	³ 377	
	Aaron Lennie	³ 397	¹ 418	1
	Jonathan Hulin	¹ 367	² 390	
	Henry Woodman	² 415	³ 0B	
	Will Phillips	³ 0B	¹ 409	

Last Chance – Group 4.2

Nat.	Player	Set 1	Set 2	Pos.
	Matthew Symonds	¹ 385	² 355	
	Mike Hinchliffe	² 365	³ 354	
	Cameron Massey	³ 413	¹ 414	
	Josh Freedman	¹ 374	² 386	
	Luke Curtis	² 424	³ 424	
	James Brosnan	³ 428	¹ 358	1

Each Player 6 Balls per Set. Only the longest Ball counts!
Winner of each Group go into the Top 8 Matchplays! 2th – 6th are Eliminated



Matchplays - PRO DIVISION 04:30 PM

QUARTERFINAL 1

Nat.	Player	Set 1	Set 2	Set 3	Pos.
	James Tait	462	445		1
	Aaron Lennie	414	434		

QUARTERFINAL 2

Nat.	Player	Set 1	Set 2	Set 3	Pos.
	Gearoid O Brien	340	OB		
	Robin Horvath	362	343		1

QUARTERFINAL 3

Nat.	Player	Set 1	Set 2	Set 3	Pos.
	Billy Truman	369	359	365	1
	James Brosnan	354	363	364	

QUARTERFINAL 4

Nat.	Player	Set 1	Set 2	Set 3	Pos.
	Joe Miller	357	398		1
	Bry Roberts	347	OB		

SEMIFINAL 1

Nat.	Player	Set 1	Set 2	Set 3	Pos.
	James Tait	419	393	414	1
	Robin Horvath	394	395	405	

SEMIFINAL 2

Nat.	Player	Set 1	Set 2	Set 3	Pos.
	Billy Truman	386	412		1
	Joe Miller	376	371		

BIG FINAL - CHAMPION

Nat.	Player	Set 1	Set 2	Set 3	Pos.
	James Tait	387	412	412	1
	Billy Truman	415	410	408	

Each Player 6 Balls per Set.
Who first wins 2 Sets!