



**SLANE**TRAC



**BUILT TO LAST...**



Find us on:





Slanetrac Engineering Ltd are an Irish owned and based engineering company located in Navan, Co. Meath. We manufacture the Slanetrac HT1000 range of tracked dumpers and a wide range of specialist attachments for mini diggers including finger bar hedge cutters, flail heads, saws, wire block paving brush cleaners and hydraulic thumbs.

All our products are designed and built in house to ensure the use of quality materials and a high standard of workmanship from start to finish can be guaranteed.

For enquiries and quotations or to find out where your nearest Slanetrac dealer is please contact **+353 46 902 4858** or email **info@slanetrac.ie**

- **Track Dumpers**

- **Finger Bar Hedge Cutters**

- **Flail Cutters**

- **Saw Heads**

- **Swivel Trim Hedgecutters**

- **Avant Hedgecutter**

- **Block Paving Cleaners**

- **Orchard Pruner**





# TRACK DUMPER

## Slanetrac HT 1000 Diesel Track Dumper

The Slanetrac HT 1000 Diesel Track Dumper is hydraulically driven and comes with braked drive motors.

This compact Track Dumper has a maximum width of 750mm and a length of 1900mm. It can turn on its own length offering greater accessibility and maneuverability in urban areas or areas where larger plant can't gain access.

Complete with hi tipping capacity, the Slanetrac HT1000 Diesel Track Dumper offers a tipping height of 1300mm, and easily tips into skips.

With a very low ground pressure and rubber tracks, the Slanetrac HT1000 offers minimum ground damage, while excellent gradability and stability ensure safe operating of the dumper.

Powered by a Kohler KDW702 16.5hp (12.3kw) electric start, water cooled engine, this robustly built Track Dumper has a load capacity of 1 ton. With a very low ground pressure and rubber tracks the Slanetrac HT1000 offers minimum ground damage while excellent gradability and stability ensure safe operating of the dumper.

### TECHNICAL DATA

|                     |                                                                |
|---------------------|----------------------------------------------------------------|
| Engine:             | Kohler KDW702                                                  |
| Power:              | 16.5hp (12.3kw)<br>2 Cylinder Water Cooled Engine              |
| Starting:           | Electric<br>Hydraulic Drive<br>Low on Emissions & Low on Noise |
| Speed:              | 4.5 km/h                                                       |
| Gradability:        | 36% - 50%                                                      |
| Operating Pressure: | 2440 psi (170 bar)                                             |
| Max Pump Flow:      | 36 ltr/min                                                     |
| Fuel Tank:          | 6.0 ltr                                                        |
| Hydraulic Oil Tank: | 30 ltr                                                         |
| Load Capacity:      | 1 ton                                                          |
| Unladen Weight:     | 770kg                                                          |
| Contact Pressure:   | 0.30kg/cm <sup>2</sup>                                         |
| Laden Weight:       | 1770kg                                                         |
| Safety Device:      | Automatic Engine Roll Over Cut Off                             |





# TRACK DUMPER

## Slanetrac HT 1000 Petrol Track Dumper

This compact Track Dumper has a maximum width of 700mm and a length of 1900mm. It can turn on its own length offering greater accessibility and maneuverability in urban areas or areas where larger plant can't gain access.

Complete with hi tipping capacity, the Slanetrac HT1000 Petrol Track Dumper offers a tipping height of 1300mm, and easily tips into skips.

With a very low ground pressure and rubber tracks, the Slanetrac HT1000 offers minimum ground damage, while excellent gradability and stability ensure safe operating of the dumper.

Powered by a 13 H.P Honda GX 390 electric start engine this robustly built Track Dumper has a load capacity of 1 ton. With a very low ground pressure and rubber tracks the Slanetrac HT1000 offers minimum ground damage while excellent gradability and stability ensure safe operating of the dumper.

### TECHNICAL DATA

|                     |                             |
|---------------------|-----------------------------|
| Engine:             | Honda GX390                 |
| Power:              | 13 hp (10.4kw)              |
| Starting:           | Electric<br>Hydraulic Drive |
| Fuel Tank:          | 5.5 ltr                     |
| Hydraulic Oil Tank: | 30 ltr                      |
| Load Capacity:      | 1 ton                       |
| Unladen Weight:     | 670kg                       |
| Contact Pressure:   | 0.25kg/cm <sup>2</sup>      |
| Speed:              | 4.5 km/h                    |
| Gradability:        | 36% – 50%                   |





# TRACK DUMPER

## Slanetrac HT690 "The Pup" Track Dumper

This compact track dumper has a maximum width of 690mm and a length of 1600mm. It can turn on its own length offering greater accessibility and maneuverability in urban areas or areas where the larger plant can't gain access.

Complete with hi-tipping capacity, the HT690 patrol track dumper offers a tipping height of 1265mm and easily tips into skips.

With very low ground pressure and rubber tracks the Slanetrac HT690 offers minimum ground damage, while excellent gradability and stability ensure safe operating. The chassis also features smooth ride features to improve the comfort for the operators while in use.

Powered by a Honda GX270 the Slanetrac HT690 dumper offers a great power to carry a payload of 700kg easy and effortlessly.



### TECHNICAL DATA

|                     |                        |
|---------------------|------------------------|
| Engine:             | Honda GX270            |
| Power:              | 10hp (7.6kw)           |
| Starting:           | Manual (Pull Start)    |
| Speed:              | 4.5 km/h               |
| Gradability:        | 36% - 50%              |
| Fuel Tank:          | 5.5 ltr                |
| Hydraulic Oil Tank: | 28 ltr                 |
| Load Capacity:      | 700kg                  |
| Unladen Weight:     | 600kg                  |
| Contact Pressure:   | 0.20kg/cm <sup>2</sup> |
| Laden Weight:       | 1300kg                 |





# HEDGE CUTTER

## HC150 Hedgecutter

The Slanetrac HC150 Mini Digger Finger Bar Hedge Cutter Attachment suits a wide range of machines. With a 1.5m width, the robust low maintenance Slanetrac HC Series Mini Digger Hedge Cutter has individually replaceable cutting sections and comes supplied with adjustable mounting brackets to suit your particular machine and hydraulic pipes to connect to your machines rock breaker lines for fast effortless installation.

The hydraulically powered reciprocating finger bar allows for fast and neat cutting of hedges. For best results while heavy cutting the operator can use the slewing movement of the digger to cut through thick heavy growth, while for finer, lighter breasting of the hedge the operator can use the tracking movement to get the desired finish.

Designed to allow cutting to take place at any angle between horizontal and vertical via the adjustable mounting bracket it allows the operator better access to those hard to get places like behind fences and allows the operator to cut close to and around obstacles such as telephone poles offering greater versatility compared to flail options. With a cutting thickness of up to 40mm the Slanetrac HC Series Mini Digger Finger Bar Hedge Cutter offers clean cuts allowing for neat tidy hedges with more satisfactory conditions for re-growth compared to flail cutting attachments as well as ensuring minimum disturbance for wildlife.



### TECHNICAL DATA

|                  |                |
|------------------|----------------|
| Machine Carrier: | 0.8T - 1.5T    |
| Oil Flow:        | 20L - 30L /Min |
| Model:           | HC-150         |
| Bar Length:      | 1.5m / 5ft     |
| Machine Carrier: | 2T - 3.5T      |
| Oil Flow:        | 40L - 60L /Min |
| Model:           | HC-150         |
| Bar Length:      | 1.5m / 5ft     |



# HEDGE CUTTER

## HC180 Hedgecutter

The Slanetrac HC180 Mini Digger Finger Bar Hedge Cutter Attachment suits a wide range of machines. With a 1.8m width, the robust low maintenance Slanetrac HC Series Mini Digger Hedge Cutter has individually replaceable cutting sections and comes supplied with adjustable mounting brackets to suit your particular machine and hydraulic pipes to connect to your machines rock breaker lines for fast effortless installation.

The hydraulically powered reciprocating finger bar allows for fast and neat cutting of hedges. For best results while heavy cutting the operator can use the slewing movement of the digger to cut through thick heavy growth, while for finer, lighter breasting of the hedge the operator can use the tracking movement to get the desired finish.

Designed to allow cutting to take place at any angle between horizontal and vertical via the adjustable mounting bracket it allows the operator better access to those hard to get places like behind fences and allows the operator to cut close to and around obstacles such as telephone poles offering greater versatility compared to flail options. With a cutting thickness of up to 40mm the Slanetrac HC Series Mini Digger Finger Bar Hedge Cutter offers clean cuts allowing for neat tidy hedges with more satisfactory conditions for re-growth compared to flail cutting attachments as well as ensuring minimum disturbance for wildlife.

### TECHNICAL DATA

|                 |                |
|-----------------|----------------|
| Machine Carrier | 4T - 7.5T      |
| Oil Flow:       | 50L - 80L /Min |
| Bar Length:     | 1.8m / 6ft     |
| Model:          | HC-180         |
| Model:          | HC-180 L       |





# FLAIL CUTTER

## FH80 Flail Cutter


The Slanetrac FH80 Mini Digger Flail Cutter Attachment is designed for mini diggers from 1.5 ton to 3.0 ton. Available in a 800mm width, there is a Slanetrac FH Series Mini Digger Flail Cutter Attachment to suit a wide range of machines. The robust low maintenance Slanetrac FH Series Mini Digger Flail Cutter has individually replaceable cutting blades and comes supplied with adjustable mounting brackets to suit your particular machine and hydraulic pipes to connect to your machines rock breaker lines for fast effortless installation.

Designed to allow cutting to take place at any angle between horizontal and vertical via the adjustable mounting bracket it allows the operator better access to those hard to get places like behind fences and allows the operator to cut close to and around obstacles.

With a cutting area of up to 800mm the Slanetrac FH Series Mini Digger Flail Cutter offers clean cutting of scrub, gorse, briars and overgrown grass areas.

### TECHNICAL DATA

|                   |             |
|-------------------|-------------|
| Machine Carrier   | 1.5T - 3.0T |
| Oil Flow:         | 25L - 50L   |
| Model:            | FH-80       |
| Cutting Diameter: | 800mm       |
| No of Blades:     | 2           |





# FLAIL CUTTER

## FH100 Flail Cutter

The Slanetrac FH100 Mini Digger Flail Cutter Attachment is designed for mini diggers from 3.0 ton to 7.5 ton. Available in a 1000mm width, there is a Slanetrac FH Series Mini Digger Flail Cutter Attachment to suit a wide range of machines. The robust low maintenance Slanetrac FH Series Mini Digger Flail Cutter has individually replaceable cutting blades and comes supplied with adjustable mounting brackets to suit your particular machine and hydraulic pipes to connect to your machines rock breaker lines for fast effortless installation.

Designed to allow cutting to take place at any angle between horizontal and vertical via the adjustable mounting bracket it allows the operator better access to those hard to get places like behind fences and allows the operator to cut close to and around obstacles. With a cutting area of up to 1000mm the Slanetrac FH Series Mini Digger Flail Cutter offers clean cutting of scrub, gorse, briars and overgrown grass areas.

### TECHNICAL DATA

|                   |             |
|-------------------|-------------|
| Machine Carrier   | 3.0T - 7.5T |
| Oil Flow:         | 40L - 90L   |
| Model:            | FH-100      |
| Cutting Diameter: | 1000mm      |
| No of Blades:     | 4           |





# SAW HEAD

## HS55 Saw Head

The Slanetrac HS55 Mini Digger Saw Head Attachment is available for mini diggers ranging from 2 ton to 3.5 ton. The robust Slanetrac HS55 Mini Digger Saw Head Hedge Cutter Attachment comes with a high speed carbon steel 550mm blade to ensure a low maintenance and efficient attachment for your digger. Supplied with an adjustable mounting bracket to suit your machine, as well as hydraulic pipes to connect to your breaker lines for fast, effortless installation.

Designed to allow cutting take place at any angle between horizontal and vertical via the adjustable mounting bracket and compact stature of the saw head allows the operator to cut close to and around obstacles such as telephone poles offering greater versatility than flail without compromising safety.

With an ability to cut up to 150mm diameter material the Slanetrac HS55 Mini Digger Saw Head Hedge Cutter Attachment presents the operator with a great all round tool that can deal with rougher thicker hedges and bows whilst still having the ability to produce neat, tidy hedges with clean cuts with more satisfactory conditions for re-growth fast, efficiently and safely.

### TECHNICAL DATA

|                   |                  |
|-------------------|------------------|
| Machine Carrier   | 2 - 3.5T         |
| Oil Flow:         | 25l to 50l / Min |
| Model:            | HS55             |
| Cutting Diameter: | 550mm            |
| Thickness:        | 150mm            |





# SAW HEAD

## HS75 Saw Head

The HS75 Saw Head Attachment provides the ability to cut denser material than the HS55, cutting up to 250mm thickness using a blade diameter of 750mm.

Supplied with an adjustable mounting bracket to suit your machine, as well as hydraulic pipes to connect to your breaker lines for fast, effortless installation.

Designed to allow cutting take place at any angle between horizontal and vertical via the adjustable mounting bracket and compact stature of the saw head allows the operator to cut close to and around obstacles such as telephone poles offering greater versatility than flail without compromising safety.

With an ability to cut up to 250mm diameter material the Slanetrac HS75 Saw Head Hedge Cutter Attachment presents the operator with a great all round tool that can deal with rougher thicker hedges and bows whilst still having the ability to produce neat, tidy hedges with clean cuts with more satisfactory conditions for re-growth fast, efficiently and safely.

### TECHNICAL DATA

|                   |                  |
|-------------------|------------------|
| Machine Carrier   | 3.5 - 8.0T       |
| Oil Flow:         | 35l to 90l / Min |
| Model:            | HS75             |
| Cutting Diameter: | 750mm            |
| Thickness:        | 250mm            |





# HEDGE CUTTER

## SA1000 Swivel Trim Hedgecutter

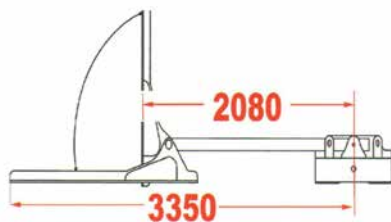
The SA-1000 Swivel Trim Tractor Front Loader Finger Bar allows you to convert a Front Loader quickly to a Hedge Trimmer. The SA-1000 Swivel Trim Tractor Front Loader Finger Bar Hedge Trimmer is a quick and easy system allowing you to perform neat hedge trimming. This system is connected to the tractor hydraulics so you need a tractor with a suitable hydraulic flow for it to operate properly.

Eighty horse power upwards is recommended. The best way to do this is to bring two hydraulic hoses from the rear of the tractor and connect them to the hedge cutter. The extra exhillary on the loader can be connected to the hydraulic ram. This allows you to move the hedge cutter from horizontal to vertical. This product has a spring break away which protects the cutting head. It is very easy to use because you are cutting straight ahead of you and the steering is very responsive to your cut. You can reach good highs with your loader and gives you a neat and even cut.

By the removing of one pin, you can easily swivel the head to the opposite side. This allows you to cut down behind fences and it also allows you to cut into corners. This operation is very difficult with other hedge cutters.

### TECHNICAL DATA

|                 |              |
|-----------------|--------------|
| Machine Carrier | 80hp - 150hp |
| Oil Flow:       | 60L min      |
| Model:          | SA-1000      |
| Bar Length:     | 1.8m / 6ft   |





# HEDGECUTTER

## Slanetrac SA800 Swivel Trim Hedgecutter

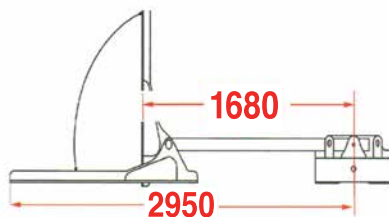
The SA800 Swivel Trim Cutter Bar allows you to quickly convert a Front Loader to a Hedge Trimmer. It's a quick and easy system allowing you to perform neat hedge trimming.

The SA800 connects to the machine hydraulics so a suitable hydraulic flow is necessary for proper operation. The solenoid valve allows for change over between powering the hedge cutter and adjusting the angle of the hedge cutter via the hydraulic ram. This allows you to move the hedge cutter from horizontal to vertical.

This product has a spring break away which protects the cutting head. It is very easy to use because you are cutting straight ahead of you and the steering is very responsive to your cut. You can reach good heights with your loader and cutter bar combination, so you get a neat and even cut. By removing one pin, you can easily swivel the head to the opposite side. This allows you to cut down behind fences and it also allows you to cut into corners. This operation is very difficult with other hedge cutters.

### TECHNICAL DATA

|             |                          |
|-------------|--------------------------|
| Model:      | Machine:                 |
| SA800       | Avant 400 Series onwards |
| Oil Flow:   | 35L - 70L                |
| SA800       | Giant D254SW onwards     |
| Oil Flow:   | 35L - 70L                |
| Bar Length: | 1.8m / 6ft               |





# PAVING CLEANER

## RB80 Block Paving Brush

The Slanetrac RB Series Mini Digger Block Paving Brush Cleaner Attachment is suitable for diggers from 1 ton to 7.5 ton.

Supplied with an adjustable mounting bracket to suit your machine, as well as the hydraulic pipes to connect to your breaker lines. Ideal for cleaning cobble stone, tarmac, concrete and masonry the Slanetrac RB Series Mini Digger Block Paving Brush Cleaner Attachment offers fast, efficient cleaning of large areas whilst having the ability to clean around irregular objects with ease.

The Slanetrac RB Series Brush Cleaner offers many advantages over power washing including; consistent surface finish, fast effective cleaning without the mess of water and eradicating the damage done to grouting between joints that often gets washed out during the power washing process.

**RB80 Single Soft Wire Brush:** This is a single soft steel wire brush with a working area of 450mm diameter soft wire brush ideal for cleaning cobble lock, paving, concrete, tarmacadam.

**RB80 Triple Soft Wire Brush:** This is made up of 3 smaller soft wire brushes like the one above but has a working area of 800mm diameter. Like the single brush its ideal for cleaning cobble lock, paving, concrete, tarmacadam.

**RB80 Hard Wire Brush:** This is made up of 24no individual heavier braided wire ropes mounted to a plate to give you a working area of 450mm. This is for your more heavy duty cleaning where there is a lot of debris to be removed. We for example have used this to clean excess concrete from screed. Customers we have supplied have used this set up for concrete removal and cleaning gullies.

### TECHNICAL DATA

| Model: | Machine Size: |
|--------|---------------|
| RB80   | 1t - 8t       |





# PAVING CLEANER





# MULTIBOOM

## MB900 Multiboom

The Slanetrac MB900 allows you to fit a range of Slanetrac attachments to utilise the use of your compact front loader through a range of attachments that can be quickly fitted to the MB900 frame. The attachments available are the HC180L Finger Bar, FH80 Flail Head and RB80 Wire Brushes which can be all fitted and are fully interchangeable to the MB900 frame with ease.

Powered by using the machines hydraulics so a suitable hydraulic auxiliary oil flow is required to power the attachments. The MB900 is fitted with an electric solenoid valve to allow for change over from powering the attachments to allowing you to adjust the operating angle of the attached as required using a hydraulic ram.

The MB900 mounting arm can be set at 7 different positioning settings allowing full 180-degree movement from left to right to suit your attachment and job at hand. The mounting arm can also slide from left to right to allow greater reach on either side of make the frame more compact for jobs with tighter access or working areas.





# HYDRAULIC THUMB

## Hydraulic Thumb PT30, PT50

The Slanetrac PT Hydraulic Thumb range is designed for diggers from 1.5t up to 5t. Designed and manufactured in house with Domex grade steel the PT range is designed to work along side your diggers bucket to increase ease of handling and loading of materials that would be otherwise awkward with just your bucket to increase productivity and versatility of your machine.

Designed to be compact when not in use the PT range will also be no wider than your dipper arm so it will not interfere with narrow trenching digging or utility works.

The PT range comes complete as a kit with inline pressure relief valve to ensure that excess pressure can not be place on your rams or machine while clamping material. The kit is easy installed by welding the 2 mounting brackets to the dipper of the machine.

You can then connect into the machines auxiliary circuit. To use the PT range simply remove the retaining pin and use the auxiliary circuit to power the thumb. To return to using the auxiliary circuit for attachments fold the thumb back into its locking position and re-fit the retaining pin to use your auxiliary circuit as normal.

### TECHNICAL DATA

| Model: | Machine Size: |
|--------|---------------|
| PT30   | 2t - 3.5t     |
| PT50   | 4t - 6t       |





# LOCATIONS



## DUMPER AND ATTACHMENT DEALERS

### IRELAND:

- 1. NAVAN - HQ:**  
Slanetrac Engineering  
T: 046-9024858  
E: info@slanetrac.ie
- 2. LIMERICK:**  
Adare Machinery  
T: 061-397777  
E: info@adaremachinery.ie
- 3. WEXFORD:**  
Ferrybridge  
T: 051-445834  
E: sales@ferrybridge.ie
- 4. DUNGANNON:**  
Glendun Plant Sales  
T: 028-877 23205  
E: info@glendunplant.com
- 5. KILDARE:**  
FJS Plant  
T: 045-863542  
E: enquiries@fjsplant.ie

### ENGLAND/WALES:

- 6. NORTH LONDON:**  
Robert Owen Plant  
T: 0192 031 8085  
E: rob@mrowen.co.uk
- 7. SOUTH LONDON:**  
Coppard Plant Sales  
T: 0189 266 2777  
E: sales@coppard.co.uk
- 8. RUGBY:**  
SM Plant Sales  
T: 0178 855 5377  
E: simon@smplantsales.co.uk
- 9. CARDIFF:**  
Mason Bros  
T: 0183 483 1653  
E: info@masonbros.co.uk
- 10. NEWCASTLE:**  
TS Plant Sales  
T: 0164 267 6698  
E: sales@tsplantsales.com
- 11. KING'S LYNN:**  
Slanetrac (UK) Ltd Parts Hub  
T: 0155 340 1888  
E: parts@slanetrac.co.uk

## ATTACHMENT DEALERS

**France/Belgium:** SARL Gillett  
T: +33 4 71 08 06 80  
E: materiel@sarlgillett.com

**Sweden:** Nordicc AB  
T: +46 372 129 99  
E: contact@nordicc.se

**Norway:** Markir AS  
T: +47 475 18 720  
E: post@markir.no

**Germany:** Rausch Landmaschinen  
& Motorgerate  
T: +49 2266 470597  
E: mail@rausch-motorgeraete.de

**Netherlands:** Eurograb  
T: +31 294 208 002  
E: info@eurograb.eu

**Bulgaria:** CML Bulgaria AD  
T: +359 88 804 5668  
E: www.cml.bg

**Australia:** Avant Equipment PTY  
T: +61 2 4272 6853  
E: sales@avantequipment.com

**New Zealand:** Glenbrook Machinery  
T: +64 9 238 6955  
E: sales@glenbrook.co.nz

# SLANETRAC





**SLANE**TRAC





**SLANE**TRAC

**ENGINEERING**

Dean Hill, Hayes, Navan  
Co. Meath, C15 VN29, Ireland

Tel: +353 46 902 4858  
Fax: +353 46 902 4333  
Email: [info@slanetrac.ie](mailto:info@slanetrac.ie)

**[www.slanetrac.ie](http://www.slanetrac.ie)**