



















Handout - furniture

<p>cupboard</p>  	<p>der Schrank</p> 
<p>chair</p>  	<p>der Stuhl</p> 
<p>table</p>  	<p>der Tisch</p> 
<p>bed</p>  	<p>das Bett</p> 
<p>door</p>  	<p>die Tür</p> 
<p>shelf</p>  	<p>das Regal</p> 

Station 1 - Writing



cupboard



chair




table



bed



door




shelf

Station 2 - My room

1

Colour the room. Male das Zimmer aus.



a) The bed is blue.

b) Cupboard 1 is brown.

c) The shelf is orange.

d) The table is green.

e) The door is red.

f) The chair is yellow.

g) Cupboard 2 is purple.

2

Fill in the missing letters.

Finde die fehlenden Buchstaben.

a) c _ p _ o a _ d

b) _ e d

c) d _ _ r

d) t _ b _ _

e) c _ _ i _

f) _ h _ _ f

3

Find the 6 word.

Finde die 6 Wörter.

G	E	V	C	C	G	M	D	O	O	R	R
U	X	Y	U	L	E	P	C	Z	K	F	U
I	F	E	P	C	M	D	M	J	Q	Y	V
T	V	X	B	Q	N	W	K	N	G	D	Z
A	J	L	O	W	S	H	E	L	F	O	Q
B	L	Y	A	B	X	X	W	X	X	I	Q
L	O	V	R	X	K	P	C	S	X	O	J
E	K	H	D	J	X	X	H	G	V	B	K
C	L	K	M	B	W	J	A	Z	Z	O	B
V	X	U	M	G	D	L	I	Y	S	K	O
M	P	Z	H	P	V	F	R	G	V	L	V
M	B	E	D	Z	G	B	N	U	V	K	K

Station 3 - crossword

1 Fill in the words in the crossword.. Schreibe die Wörter in das Kreuzworträtsel.

2

shelf

door


cupboard



table

shelf

chair



table

bed


chair



cupboard

bed

chair



cupboard

shelf


door



shelf

cupboard

chair



Station 4 - Domino

Cut out and find the picture, the word, the sign and the fingerspelling. Clue it on a paper. Schneide die Teile aus und finde das Bild, das Wort, die Gebärde und das Fingeralphabet.

table	
-------	--

cupboard	
----------	--

bed	
-----	--

START	
-------	--

chair	
-------	--

--	--

--	--

--	--



	END
--	-----



--	--

shelf	
-------	--


--	--



door	
------	--

START		cupboard	
-------	---	----------	--


	
---	---


Lösung


	door
---	------


	
---	---





	
---	---



shelf	
-------	---


chair	
-------	--

	bed
---	-----

	END
---	-----

	
---	---

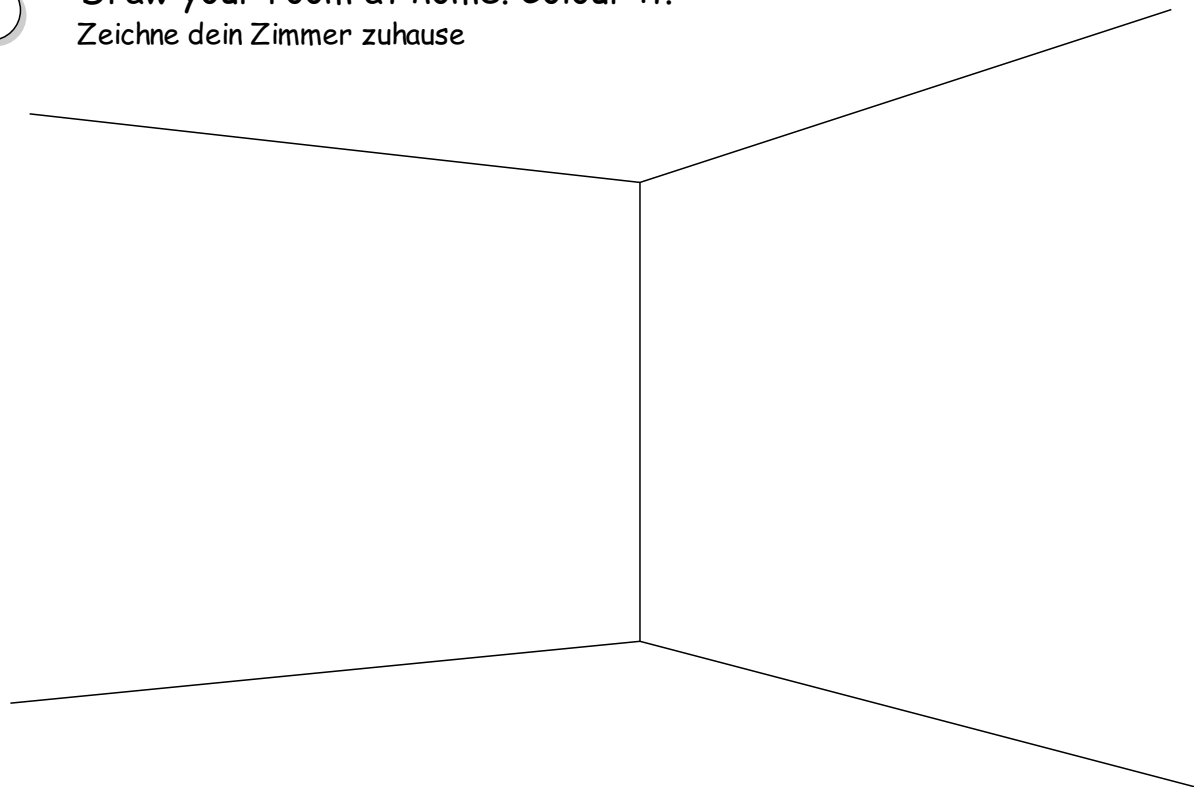
	
---	---

	table
---	-------

Station 5 - Draw your room

© H. Kühne

- 1 Draw your room at home. Colour it.
Zeichne dein Zimmer zuhause



- 2 Describe your room:
a) What is in your room? b) How many? c) What colour?

Beispiel: *I have three posters.*

1 *I have*

2

3

4

5

6

Play the game with a partner.

Spielen das Spiel mit einem Partner.

How to play:

1. Throw the dice. Count in English.

Würfel und zähle in Englisch.

2. You stop on a picture: Say the word in English or show the ASL fingerspelling of the word.

Wenn du auf einem Bild stehen bleibst, sage das Wort auf Englisch oder buchstabiere das Wort mit dem ASL Fingeralphabet.

3. You stop on the head of the snake: Go down to the tail.

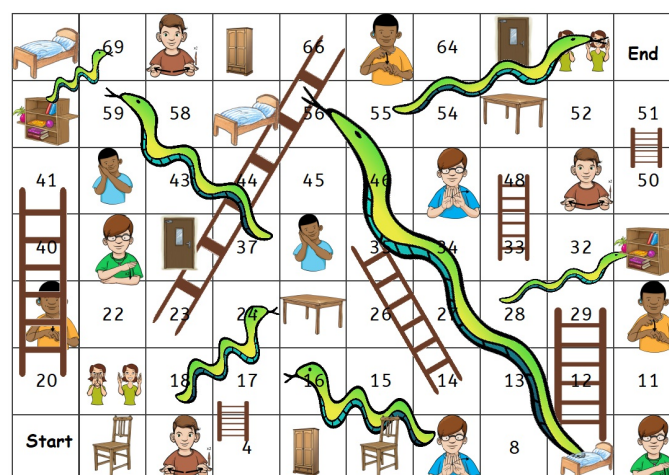
Du bleibst auf dem Kopf der Schlange stehen: Rutsche runter zum Schlangenschwanz.



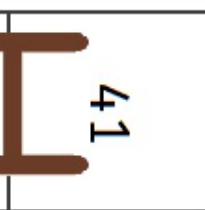
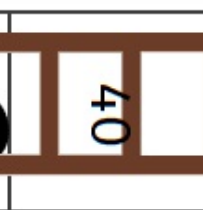


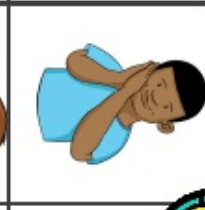




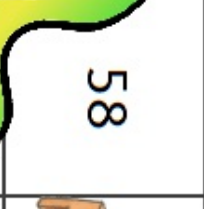


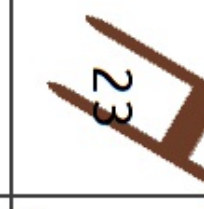







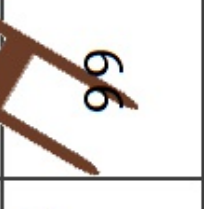







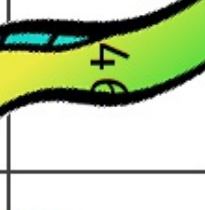

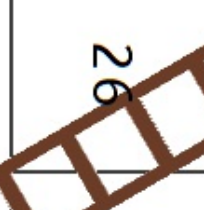

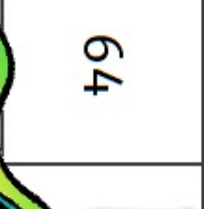
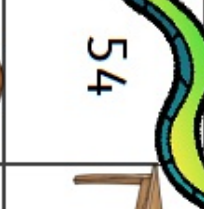





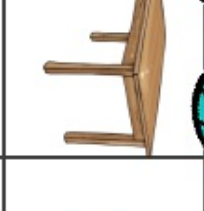
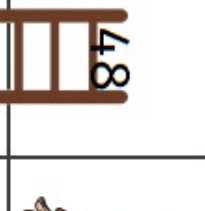


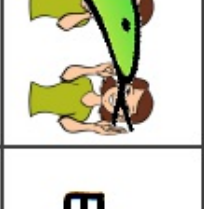




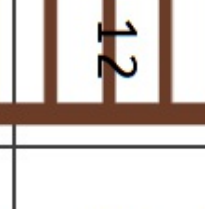
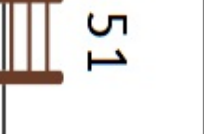
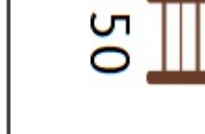


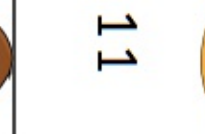
4. You stop on the bottom of the ladder: Climb up to the top.

Du bleibst auf der Leiter unten stehen: Klettere zur obersten Stufe.

5. The one who finishes first, is the winner.

Derjenige, der zuerst beendet, ist der Gewinner.



		<p>41</p> 	<p>40</p> 	<p>20</p>	<p>Start</p>
<p>69</p> 	<p>59</p> 	<p>43</p> 	<p>22</p> 	<p>18</p> 	
	<p>58</p> 	<p>44</p> 	<p>23</p> 	<p>17</p> 	
		<p>37</p> 	<p>24</p> 	<p>4</p> 	
<p>66</p> 	<p>66</p> 	<p>45</p> 	<p>3</p> 	<p>16</p> 	
	<p>55</p> 	<p>46</p> 	<p>26</p> 	<p>15</p> 	
<p>64</p> 	<p>54</p> 	<p>34</p> 	<p>2</p> 	<p>14</p> 	
		<p>48</p> 	<p>33</p> 	<p>28</p> 	<p>8</p>
	<p>52</p> 	<p>32</p> 	<p>29</p> 	<p>13</p> 	
<p>End</p>	<p>51</p> 	<p>50</p> 		<p>11</p> 	<p>11</p> 

Terms of Use

<https://www.babysignlanguage.com/flash-cards/u-z/?v=3a52f3c22ed6>

<https://www.teacherspayteachers.com>

<https://getschoolcraft.com/de/>

Bilder von: [35 Corks ART Studio](#)

