




# TRENCHERS



## THE DAYS OF YOUR TRENCHING BUCKET MAY WELL BE OVER

The laborious task of digging a trench has been transformed since the advent of the Trencher Attachment. Auger Torque's range of Trenchers cover depths up to 1.5 meters and widths up to 350mm, whilst spoil is piled neatly to one side of the trench by the integral auger.

### HIGH QUALITY HYDRAULIC MOTORS

Auger Torque's huge buying power means we work closely with high quality suppliers to develop the most reliable attachments available on the market today.

### EPICYCLIC GEARBOX

Torque is amplified by using the unique Auger Torque planetary gearbox. This system allows the motors output torque to be multiplied with extreme efficiency as well as ensuring the durability and reliability you need.

### ADJUSTABLE DEPTH SKID

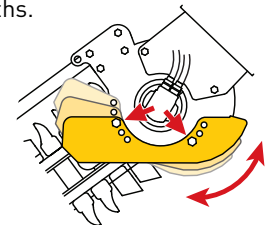
A great feature that will make your job much easier is the precision depth control skid, which enables the operator to set the machine at up to three different trench depths.

### QUICK CHAIN ADJUSTMENT

A convenient feature making chain adjustment quick and easy.

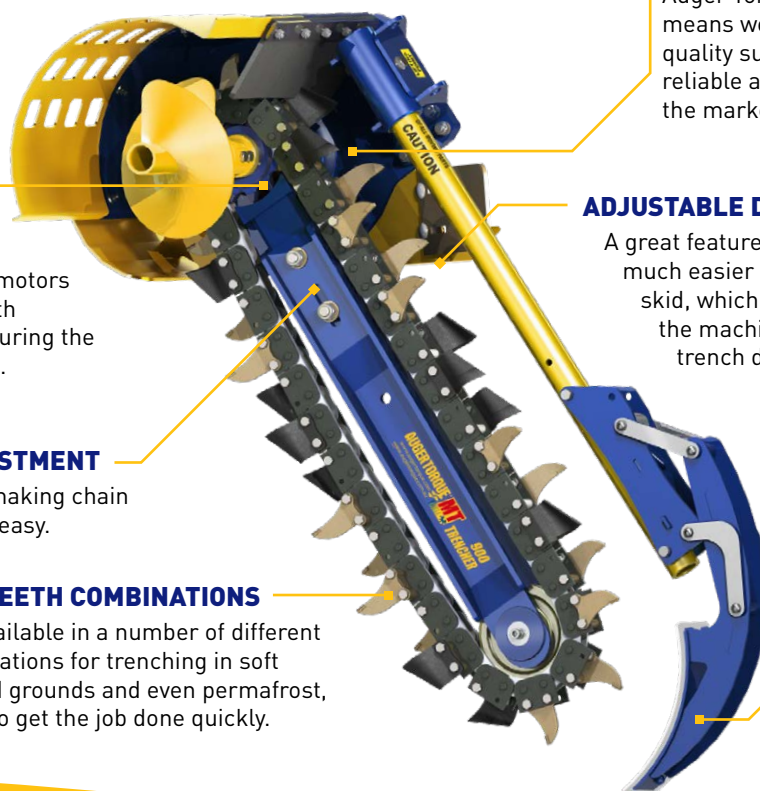
### MULTIPLE TEETH COMBINATIONS

Chains are available in a number of different teeth configurations for trenching in soft ground, mixed grounds and even permafrost, allowing you to get the job done quickly.



### TRENCH CLEANER

Built-in trench cleaner to restrict loose spoil travelling along the new trench base.



[www.augertorque.com](http://www.augertorque.com)

CALL 01451 861652

EMAIL [sales@augertorque.com](mailto:sales@augertorque.com)

OR CONTACT YOUR NEAREST DEALER

# TRENCHER ATTACHMENTS

## Features

- ▶ Adjustable depth settings from 300mm to 1.5m\*
- ▶ Chain width options from 100mm to 350mm\*
- ▶ Multiple teeth combinations to suit ground type
- ▶ Quick chain adjustment
- ▶ Various hitch formats to suit parent machine
- ▶ High quality motor and gearbox
- ▶ Hoses included

\*model dependent

## Applications

- ▶ Ground source heat pumps
- ▶ Drainage and irrigation
- ▶ Gas and water pipework
- ▶ Electrical and fibre optic cables
- ▶ Large bore gas and water pipework
- ▶ Hedge and tree planting

## Specifications

Model		MT600 MT24	MT900 MT36	XHD900 XHD36	XHD1200 XHD48	XHD1500 XHD60
Carrier Weight	t	2.5-4.5	3.0-5.0	5.0-10.0	5.0-10.0	5.0-10.0
	lb	55/99	66/111	111/220	111/220	111/220
Unit Width	mm	850	850	1018	1018	1018
	inch	34	34	40	40	40
Unit Height	mm	736	736	808	808	808
	inch	29	29	32	32	32
Unit Length	mm	1465	1800	1962	2262	2562
	inch	58	71	77	89	101
Oil Pressure Range	bar	160-240	180-240	180-240	180-240	180-240
	psi	2320-3000	2610-3481	2610-3481	2610-3481	2610-3481
Oil Flow Range	lpm	35-65	45-80	60-95	70-110	80-115
	gpm	9-17	12-21	16-25	18-30	22-35
Cutting Width Range	mm	100-300	100-300	150-350	150-350	150-200
	inch	4-12	4-12	6-14	6-12	6-8

## Chain Options



**EARTH**  
Soft ground



**COMBI**  
Mixed terrain



**TUNGSTEN**  
Hard ground / Frozen

## Mounting Hitch Options

Three versions of the mounting hitch are available:

### SIDE SHIFT FRAME


For Skidsteer Loaders.

### MINI LOADER FRAME

For Mini Loaders.

### EXCAVATOR HITCH

Available in several pin sizes to fit most machines.



Part of the Auger Torque Earthmoving range

**EARTH DRILLS | AUGERS & WEAR PARTS | MAST-BASED DRILLING RIG | TRENCHERS | HAMMERS**

[www.augertorque.com](http://www.augertorque.com)

CALL 01451 861652

EMAIL [sales@augertorque.com](mailto:sales@augertorque.com)

OR CONTACT YOUR NEAREST DEALER